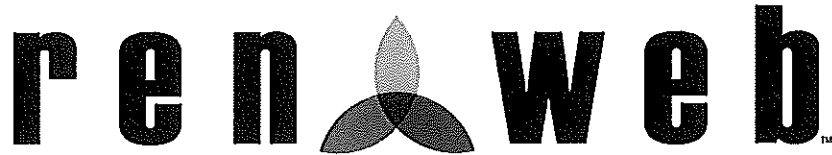


INTRODUCING



We're excited to announce our new school management system – **RenWeb School Management Software**. We're in the process of setting up RenWeb's **ParentsWeb** – a private and secure parents' portal that will allow parents to see academic information specific to their children, while protecting their children's information from others.

All you need is an Internet-capable computer to view information such as:

- 👤 Attendance
- 👤 Daily Grades
- 👤 Progress Reports
- 👤 Report Cards
- 👤 Transcripts
- 👤 Lesson Plans
- 👤 Discipline
- 👤 Homework
- 👤 Missing Assignments
- 👤 School Calendar
- 👤 School Announcements
- 👤 Staff and School Directory
- 👤 Family Account Balances with Online Payment
- 👤 Teacher Email Addresses
- 👤 Teacher Websites
- 👤 Customized Web Surveys and Tests
- 👤 Other Useful School Information

Once we have ParentsWeb up and running, we'll provide you with instructions for logging in and viewing information. We look forward to your participation. Together we can improve our children's academic development and the communication between our school and your home.

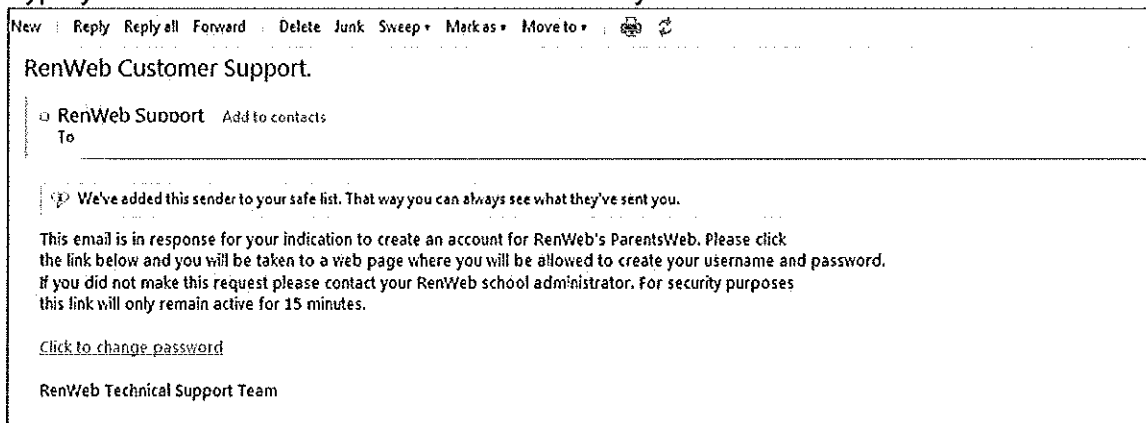
ParentsWeb

RenWeb School Management Software gives you, the busy parent, an opportunity to get more involved in your child's academic progress and future success – all via the Internet!

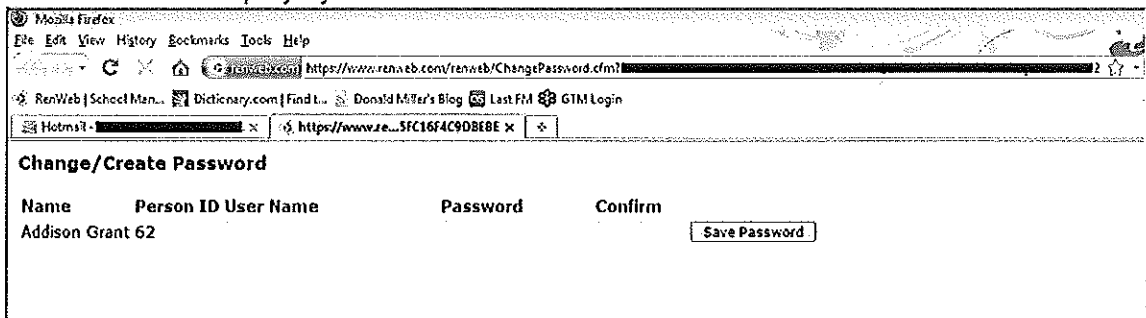
RenWeb's ParentsWeb is a private and secure parents' portal that will allow parents to view academic information specific to their children, while protecting their children's information from others. You can see your child's grades, attendance, homework and conduct, as well as other useful school information. You can also communicate with teachers and other school staff online whenever necessary. All you need is an Internet-capable computer.

Here's how to access our easy-to-use **RenWeb ParentsWeb**:

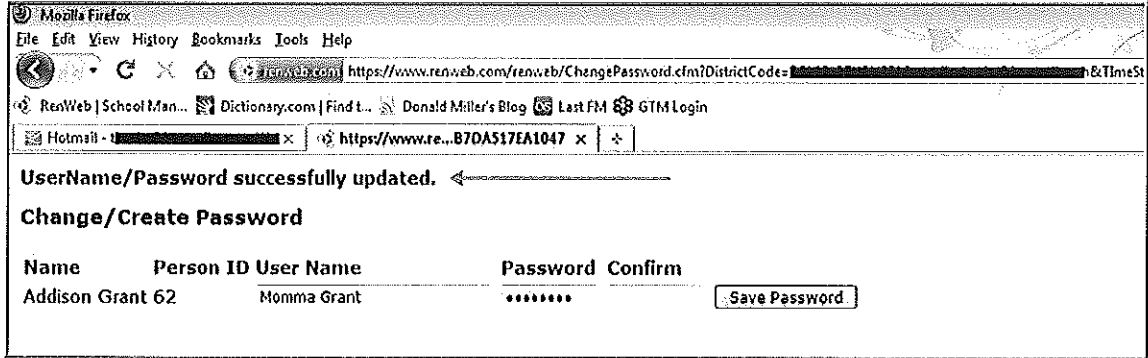
- First, you need to make sure that the school has your email address in RenWeb.
- Next, go to www.renweb.com and click **Logins**.
- Click **ParentsWeb Login**.
- Type your school's **District Code: OC-CA**
- Click **Create New ParentsWeb Account**.
- Type your email address and an email is sent to you.



- Click the **Click to change password** link. This link is only valid for 30 minutes.
- A web browser displays your Name and RenWeb ID.



- Type a **User Name**, **Password** and **Confirm** the password.
- Click **Save Password**.
A message displays at the top of the browser, "**User Name/Password successfully updated.**"



- You can now log into ParentsWeb using your new User Name and Password.

We look forward to your participation. Together we can continue to improve our children's academic development as well as communication between our school and your home.